




SPS-2000



# Dual Bluetooth® Active Rock Speakers

## Instruction Manual

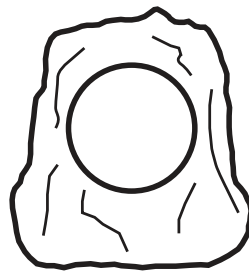
Please read carefully before use and keep for future reference

<b>In the Box</b>	<b>3</b>
<b>Precautions &amp; Warnings</b>	<b>3</b>
<b>Features</b>	<b>4</b>
<b>Functions</b>	<b>4</b>
<b>Specifications</b>	<b>6</b>
<b>FCC Compliance Statement</b>	<b>6</b>
<b>Legal &amp; Safety</b>	<b>7</b>
<b>Warranty &amp; Support</b>	<b>7</b>

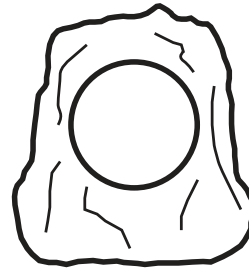
# IN THE BOX

Upon opening your new SoundPRO SPS-2000 speakers, please ensure that you find following contents:

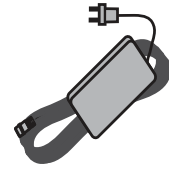
SPS-2000 Solar Rock Speakers x 2  
Wire for Speaker Connection  
ETL Approved Power Adaptor  
User Manual  
Quick Set Up Guide



Main Speaker



Pairing Speaker



Speaker AC Adapter



Speaker Cable

## PRECAUTIONS

**PLEASE READ THE INSTRUCTIONS  
IN THIS MANUAL AND THOSE MARKED  
ON THE SPEAKERS**

The SoundPRO® Dual Bluetooth® Active Rock Speakers have been designed and manufactured to assure personal safety. Improper use can result in electric shock or fire hazard. The safeguards incorporated in this unit will protect you if you observe the following procedures for installation, use and servicing. This unit is fully transistorized and does not contain any parts that can be repaired by the user.

## WARNINGS



**FIRE AND ELECTRICAL  
SHOCK HAZARD**



1. Do not place any open flame sources, such as lighted candles, on or near the speakers.
2. Do not attempt to service the speakers yourself.
3. Opening or removing covers may expose you to dangerous voltages or other hazards and will void the manufacturer's warranty.
4. To prevent risk of fire or electric shock, avoid overloading wall outlets, extension cords, or integral convenience receptacles.
5. Lightning Storms: Unplug this apparatus during lightning storms.
6. Object and Liquid Entry: Never insert objects of any kind through the openings of the speakers, as it may touch dangerous voltage points or short-circuit parts that could result in a fire or electric shock. Care should be taken so that objects do not fall and liquids are not spilled into the speakers through openings in the enclosure

# FEATURES

The ultimate solution for your outdoor Bluetooth® audio needs. These SoundPRO® rock speakers are ideal for Backyards and Patios, whether for home or business use. With a water resistant rating of IPX5, you won't have to worry about leaving your speakers installed outside in the elements, they are safe from water splashes and dust. The SoundPRO® Outdoor / Indoor Speakers pair to your Bluetooth® device with ease and the wireless remote puts the control in your hands. These speakers are specifically tuned for outdoor use, resulting in huge sound from a compact package so you can fill your Pool Parties, BBQ's or any other outdoor event with unrivaled sound, sure to impress your guests!

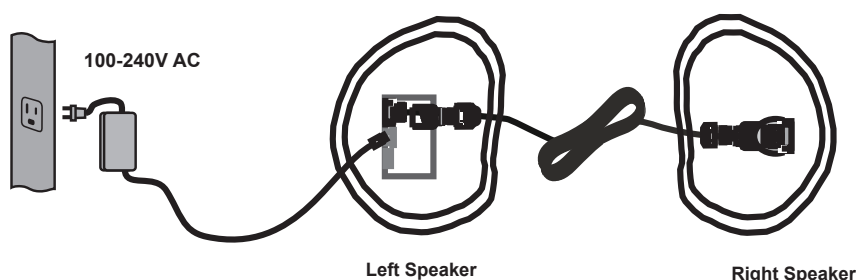
- Long range CSR Bluetooth® V4.2 for extended range connection to and from your mobile device
- Internal amplifier has a high efficiency Class D design with 36 Watts of output power
- Internal cabinet walls built with rigid bracing to prevent unwanted cabinet resonances, allowing for clean clear sound at all levels
- Easy set up. Users no longer need to be tied down to indoor amplified sound that needs to wire to passive outdoor speakers to control outside music
- Wirelessly stream music up to 80ft directly from an iPhone or other compatible Bluetooth® device
- Fills backyards or pool areas with high fidelity sound all while controlling the volume from a Bluetooth enabled device
- 6.5" IPX5 waterproof rated woofer driver provides strong deep bass and clear vocals while maintaining a high level of fidelity
- Weatherproof cabinet made of durable material will withstand the elements and last for years to come
- IP68 Waterproof rated power adapter can safely be left outdoors
- Multiple use options including garage, patio, basement, living room
- Available in Gray Slate or Canyon Sandstone finish to blend into a variety of environments
- Comes in pairs for complete outdoor sound set up

## FUNCTIONS

### Speaker Installation

These indoor/outdoor weatherproof speakers are manufactured to resist a variety of weather conditions including Snow, Rain and Sun. **(DO NOT IMMERSE OR SUBMERGE UNDER WATER)**. This will damage the speakers and void the warranty. For durability / longevity, we recommend removing the speakers and storing indoors during extended extreme temperatures over 120° F and below 0° F. Like all speakers, they sound the best when placed no more than eight feet apart from each other. When choosing the speaker placement - consider the location of the power source. The powered speaker should be placed near the power source. The passive speaker may be placed further away and should be connected to the powered speaker with included wire.

#### POWER SOURCE FOR SPEAKER:

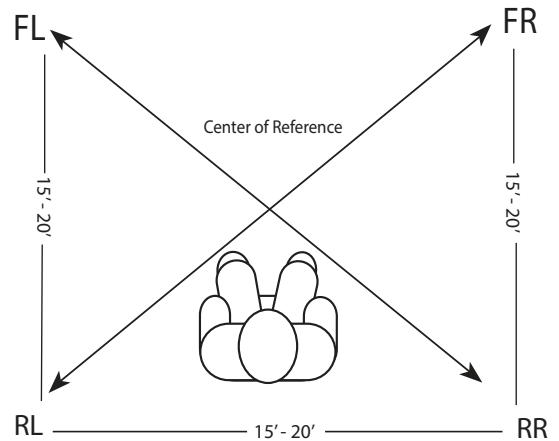


# Placing Speaker

## Quick Installation Guide

- Where will the speakers sound the best?
- Where is the best place to install the speakers?
- Try to separate the speakers 15 - 20 feet apart.
- Place the speakers in the location where they will camouflage the best with your surrounding

## Select Your Location

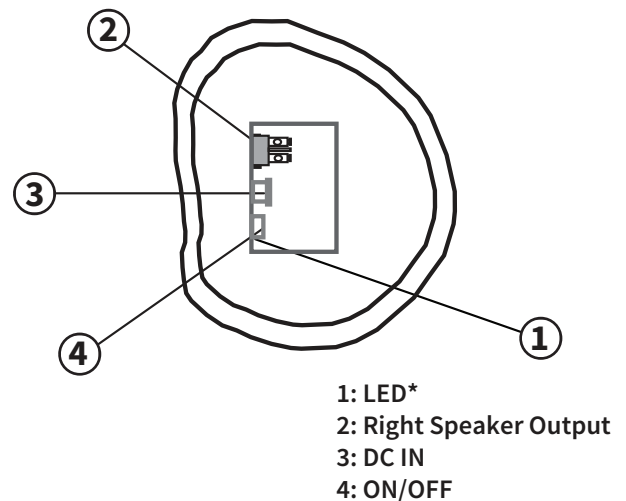


Designate the general area where the rock speakers would be most ideal. Try to have rocks facing the bluetooth device for best possible signal. Do not cover rocks in mulch or landscape material to limit signal strength. The speakers should face the general listening area and spaced about 15 – 20 feet apart for good stereo sound. The realistic rock shape and finish would blend particularly well in your landscape if it is placed near a water fountain, rock wall or swimming pool. Avoid placing the speakers in low spots that would make the speakers vulnerable to water accumulation.

## Making the connection

After placing rocks in desired location. Connect powered rock to the AC outlet. Connect speaker wire to rock and bury wire and connect second rock speaker.

**NOTE:** If bluetooth signal is intermittent change the direction of rock so that it is pointing towards bluetooth device. Make sure bluetooth rock is not covered in landscape mulch and or rocks to prevent or limit bluetooth reception.



## Initial Setup

- Turn ON Bluetooth® Device
- Open the Bluetooth® Settings
- Select SA-Free Rok Bluetooth® ID for connection (You will hear Voice Prompt confirmation)
- You can now play Audio from your paired device
- Control Volume via Bluetooth® Device or Remote



For subsequent pairings, Bluetooth® will connect automatically when your device is nearby with Bluetooth turned ON. To connect another device, turn Bluetooth® OFF on your original device.

# SPECIFICATIONS

Model Number	SPS-2000
Output Power:	2 x 18W (Total RMS: 36W)
Power Supply Input:	12V ETL Approved Adaptor
Frequency range:	65-16kHz
Sensitivity:	89±3dB 1.0W/1m
Driver:	6.5" 4Ω
Tweeter:	1"
Bluetooth:	4.2
Bluetooth Distance:	Up to 80ft/25m*
Speaker Waterproof Rating:	IPX5
Adaptor Waterproof Rating:	IP68
Accessories Included:	One 20ft/6m wire for speaker connection, One 8.2ft/2.5m wire power cable with ETL approved adaptor User manual, Quick Set Up Guide
Color:	Gray Slate/Sandstone

*\*Distance may vary depending on any objects or interference between speakers.*

## FCC RULES

### FCC Compliance Statement

This device complies with Part 15 of the FCC Rules. The operation is subject to the following two conditions:

- (1) This device may not cause harmful interference, and
- (2) This device must accept any interference received, including interference that may cause undesired operation.

### NOTE:

This equipment has been tested and found to comply with the limits for a class B digital device, pursuant to Part 15 of the FCC Rules. This equipment generates uses and can radiate radio frequency energy and if not installed and used in accordance with the instructions, may cause harmful interference to radio communications. However, there is no guarantee that interference will not occur in a particular installation. If this equipment does cause interference to radio or television reception, which can be determined by turning the equipment off and then on, the user is encouraged to try to correct the interference by one or more of the following measures:

- Reorient or relocate the receiving antenna.
- Increase the separation between the equipment and receiver.
- Connect the equipment to a different outlet so that the equipment and receiver are on different branch circuits.
- Consult the dealer or an experienced radio/TV technician for help.
- Any Changes or modifications not expressly approved by the party responsible for compliance could void the user's authority to operate the equipment.
- This equipment complies with FCC radiation exposure limits set forth for an uncontrolled environment. This equipment should be installed and operated with minimum distance 20cm between the radiator & your body.

# LEGAL & SAFETY

The Speakers are not intended for use by people (including children) with reduced physical, sensory or mental capacity. People who have not read the manual, unless they have received an explanation by someone responsible for their safety, should not use these. Children should be monitored to ensure that they do not play with the speakers or submerge them in water.

No objects filled with liquids should be placed on the speakers. Always leave a minimum distance of 4" (10 cm) around each speaker to ensure sufficient ventilation. Open flame sources, such as candles, should not be placed on top of the speaker.

All wireless devices are susceptible to interference which may affect performance. SoundPRO® devices conform to international/national standards. These standards and regulations were adopted after the completion of extensive testing and research. Only SoundPRO® or its authorized warranty repair centers are authorized to install or repair these Speakers. Only use the included accessories to charge the speakers.

## WARRANTY

A. SoundPRO® guarantees its products to be free from defects in materials and workmanship for one (1) year from the original purchase date.

B. This limited warranty does not cover damage or failure caused by abuse, misuse, abnormal use, faulty installation, improper maintenance, or any repairs other than those provided by an authorized SoundPRO® Service Center.

C. There are no obligations of liability on the part of SoundPRO® for consequential damages arising out of or in connection with the use or performance of the product or other indirect damages with respect to loss of property, revenues, of profit, or costs of removal, installation, or reinstallation. All implied warranties for Innovative Concepts & Designs, including implied warranties for fitness, are limited in duration to one (1) year from the original date of purchase, unless otherwise mandated by local statutes.

## SUPPORT

If you have problems with your device, please consult the instructions in this manual. Please also visit us on the web at [www.soundproav.com](http://www.soundproav.com) to get up-to-the-minute news, alerts, and documentation for your device. For additional assistance, please contact SoundPRO® Technical Support.

**SoundPRO® Technical Support**  
**2320 East 49th St.**  
**Vernon, CA 90058**  
**(866) 411-6292**  
**support@soundproav.com**  
**<http://www.soundproav.com>**