



SPS-4000



Dual Solar Multi-Link Wireless Bluetooth[®] Speakers

Instruction Manual

Please read carefully before use and keep for future reference

INDEX

In the Box	3
Precautions & Warnings	3
Features	4
Functions	5
Specifications	7
FCC Compliance Statement	7
Legal & Safety	8
Warranty & Support	8

In the Box

Upon opening your new SoundPRO SPS-4000 speakers, please ensure that you find following contents:

- SPS-4000 Solar Rock Speakers x 2
- Y Style Micro USB Charging Cable
- ETL Approved Power Adaptor
- User Manual
- Quick Set Up Guide

PRECAUTIONS

**PLEASE READ THE INSTRUCTIONS IN THIS MANUAL
AND THOSE MARKED ON THE SPEAKERS**

The SoundPRO® Dual Solar Bluetooth Speakers have been designed and manufactured to assure personal safety. Improper use can result in electric shock or fire hazard. The safeguards incorporated in this unit will protect you if you observe the following procedures for installation, use and servicing. This unit is fully transistorized and does not contain any parts that can be repaired by the user.

WARNINGS



**FIRE AND ELECTRICAL
SHOCK HAZARD**



1. Do not place any open flame sources, such as lighted candles, on or near the speakers.
2. Do not attempt to service the speakers yourself.
3. Opening or removing covers may expose you to dangerous voltages or other hazards and will void the manufacturer's warranty.
4. To prevent risk of fire or electric shock, avoid overloading wall outlets, extension cords, or integral convenience receptacles.
5. Lightning Storms: Unplug this apparatus during lightning storms.
6. Object and Liquid Entry: Never insert objects of any kind through the openings of the speakers, as it may touch dangerous voltage points or short-circuit parts that could result in a fire or electric shock. Care should be taken so that objects do not fall and liquids are not spilled into the speakers through openings in the enclosure

Battery charging

**IMPORTANT-BATTERIES MUST BE
CHARGED PRIOR TO FIRST USE**

1. To reduce the risk of fire or electric shock, do not expose the speakers to rain or moisture while USB charging.
2. The speakers should not be exposed to dripping or splashing; and objects filled with liquids, such as vases, should not be placed on or near it while being charged by USB.
3. Do not continue charging the battery if it does not reach full charge within the specified charging time. Overcharging may cause the battery to become hot, rupture, or ignite.
4. Do not attempt to charge the battery in temperatures outside the range of 32°-104°F(0°-40°C).
5. If you see any heat deformation or leakage, properly dispose of the battery.
6. If the battery begins to leak, do not allow the liquid to come in contact with your skin or eyes. If contact has been made, wash the affected area with plenty of water and seek medical attention immediately.

Disclaimer:

For optimal charging speed and playtime, please ensure that the speakers solar panel is in direct sunlight and free of dust, dirt and pollen. If you are planning to place these speakers in shaded areas - read further.

Solar Panel Maintenance:

Please clean your solar panel at least every 6 months. Most detergents are safe. For the best results, use the same supplies that you use to clean your vehicle at home.

1. Please do not allow the battery to get below 20%. Doing so dramatically increases the recharging time unless you use the included USB charging cable.
2. When you are approaching the 20% capacity threshold, a warning will be played every 30 seconds reminding you to allow the speaker time to recharge.
3. These speakers automatically turn off after not being used for 10 minutes.

FEATURES

Need to outfit your outdoor deck, garden or patio with high quality wireless sound? Look no further! This 5" rock speaker is the perfect solution. The gray slate colored rock will blend right in with the natural surroundings of your yard or garden. With a weatherproof rating of IPX5, it is resistant to water splashes from any angle so you can leave it outside without worrying about the weather. Specially tuned for outdoor use, this Rock Speaker will project big clear sound perfect for open air environments. The solar panel on top keeps your speakers charged when set in the sunlight and there is a USB charging cable included as well. Stream music wirelessly from any Bluetooth® enabled device. Multi-link feature allows you to link multiple speakers wirelessly, up to 99 at a time! Place speakers all around your outdoor space and play them all at the same time with ease. The SPS-4000 is the perfect solution for your outdoor wireless audio needs and is sure to impress your friends and neighbors.

- Long range Bluetooth V5.0 with for extended range connection to and from your mobile device
- Multi-Link "NEXUS" Function enables up to 99 of the same speakers to connect and play at the same time
- Completely wireless operation with easy set up and installation. Users no longer need to be tied down to indoor amplified sound that needs to wire to passive outdoor speakers to control outside music
- Built in rechargeable Lithium-Ion batteries operates speakers up to 10 hours on a full charge
- Solar and USB charging options. No wiring required. Solar option charges both on sunny and cloudy days
- Wirelessly stream music up to 65ft away directly from an iPhone or other compatible Bluetooth device
- Powerful amplification fills backyards and pool sides with amazing sound
- IPX5 Waterproof rated speakers offers confidence in knowing when it rains or snows the speakers are protected
- Weatherproof multi-layer cabinets will withstand the elements and last for years to come
- Available in true to actual rock colorations Canyon Sandstone or Gray Slate finish to naturally blend into a variety of landscape environments

FUNCTIONS

VOICE PROMPTS:

Broadcast Audio Enabled

Broadcast Mode Enabled

PAIRING

Bluetooth Connected

Bluetooth Disconnected

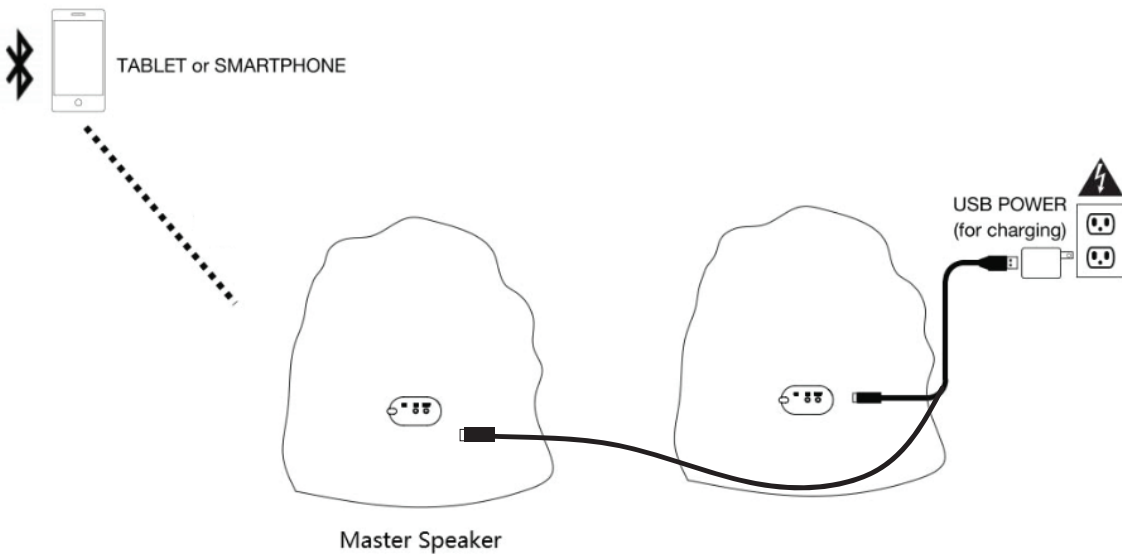
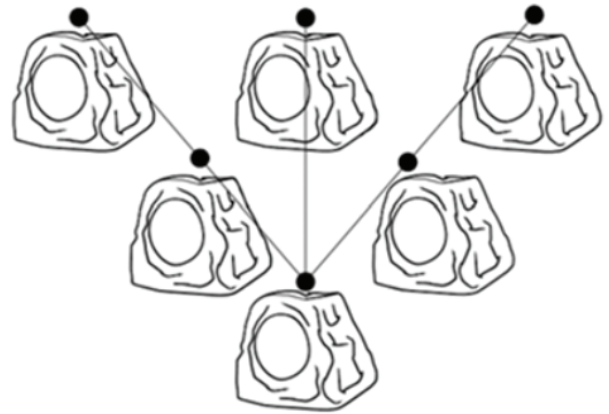
About 40 percent battery remain

About 60 percent battery remain

About 80 percent battery remain

100 percent battery remain

Battery low, please charge with USB cable



LED COLOR	FUNCTION	STATUS
RED	Charging	Battery Charging
OFF	Charging	Fully Charged
BLUE (Blinking)	Bluetooth	Attempting to pair
BLUE (Solid)	Bluetooth	Pairing successful
BLUE-WHITE (Solid)	Multi-Link	Master Speaker
WHITE (Blinking)	Multi-Link	Attempting to link to Master
WHITE (Solid)	Multi-Link	Linked to Master

BACK PANEL

SPEAKERS MUST BE CHARGED BY USING THE USB Y CABLE PRIOR TO USE

1. Power ON/OFF

Press power button 1 second to power on.
Short press power button to power off.
Hold the power button for 3 Seconds for battery notification.

2. Pair (Multi-Link)

Short press PAIR button to be linking speaker, LED in white.
Double press PAIR button to be master speaker, LED in Blue-white.
Hold the PAIR button 3 Seconds for to disconnect Bluetooth®.
You will hear “Bluetooth disconnected”.
Note: will automatically power off after 15 minutes if no audio is playing.

3. Micro-USB charging Socket

4. Charging LED

RED - Speaker Battery is charging. Off - Speaker Battery fully charged.

5. Bluetooth / Multi-Link LED

5.1 Bluetooth LED

BLUE BLINKING - Attempting to Bluetooth pair. SOLID BLUE- Speaker has successfully paired via Bluetooth.

5.2 Multi-Link LED

Master speaker:

SOLID BLUE-WHITE – Master Speaker has successfully paired via Bluetooth / Multi-link and speaker is playing.

Additional linking speakers: WHITE BLINKING - Attempting to Multi-link pair.

SOLID WHITE - Speaker has successfully paired via Multi-link and Speaker is playing.

Connecting to One Speaker/Establishing the Master Speaker

Note: Ensure the Master speaker is within range of your Bluetooth device to connect.

1. Power on the Multi-link speaker by pressing the power button.
2. Ensure the speaker is in Bluetooth/Master mode. A Blue-White LED will indicate the speaker is in Bluetooth/Master mode, and you will hear “**Broadcast Audio Enabled**”. If a white LED appears, the speaker is not in Bluetooth/Master mode, it is in Link mode. You will need to double press the PAIR button to exit Link mode.
3. To connect a Bluetooth device for the first time, navigate to your device’s Bluetooth setup screen, find **SOUNDPRO SPS 4000**, and connect. LED will illuminate blue when it is connected, and you will hear “**Bluetooth Connected**” for confirmation.

Note: The speaker will automatically connect to a previously paired Bluetooth device when powered on in Bluetooth/Master mode.

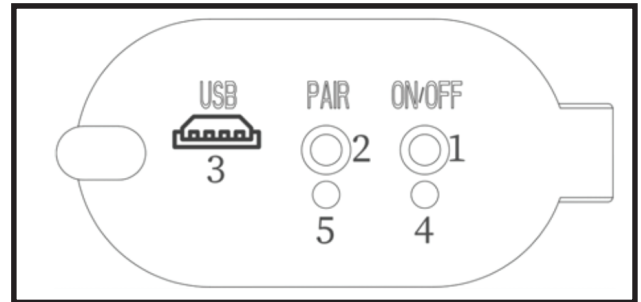
Note: If you experience trouble in connecting, select “Forget this Device” on your Bluetooth device and try to connect again.

Linking Additional Speakers to the “Master” Speaker with Multi-Link

After establishing the “master” speaker by connecting via Bluetooth as described above, you can link an unlimited amount of speakers to the “master” speaker to play the same music.

1. Power on the additional speaker(s) you would like to link to the “master” speaker.
2. Ensure the speaker(s) is in Link mode which will be indicated by the white LED.

If a blue LED is seen, press the **PAIR** button to enable linking to the “master” speaker. You will hear “**Broadcast Mode Enabled**”. The same audio playing from the “master” speaker should now also be playing from the linked speaker.



SPECIFICATIONS

Solar Multi-Link Rock Speaker - Pair	Bluetooth version 5.0 with Multi-Link
Output Power:	2 x 7W (Total RMS: 14W)
Power Supply Input:	Solar powered & Micro USB charging/5V
Frequency range:	80-12kHz
Sensitivity:	85±3dB 1.0W/1m
Driver:	5" 4Ω
Bluetooth Distance:	Up to 65 ft/20m**
Multi-Link Range :	Up to 50 ft/15m**
Speaker Waterproof Rating:	IPX5
Maximum Speakers Connected:	Up to 99 Speakers
Playing Time:	Up to 10 hours*
Charging Time:	5hrs Solar or 2hrs Power Adaptor
Battery:	Built in-Li-ion battery capacity 2000mAh
Accessories:	One "Y" style 3.2ft/1m micro-USB charging cable, ETL approved power adaptor, User manual, Quick Set Up Guide
Color:	Gray Slate/Sandstone

*Play time will vary depending on volume level and type of media.

**Distance may vary depending on any objects or interference between speakers.

FCC RULES

Any Changes or modifications not expressly approved by the party responsible for compliance could void the user's authority to operate the equipment.

This equipment complies with FCC radiation exposure limits set forth for an uncontrolled environment.

This equipment should be installed and operated with minimum distance 20cm between the radiator & your body.

FCC Compliance Statement

This device complies with Part 15 of the FCC Rules. The operation is subject to the following two conditions:

- (1) This device may not cause harmful interference, and
- (2) This device must accept any interference received, including interference that may cause undesired operation.

NOTE:

This equipment has been tested and found to comply with the limits for a class B digital device, pursuant to Part 15 of the FCC Rules. This equipment generates uses and can radiate radio frequency energy and if not installed and used in accordance with the instructions, may cause harmful interference to radio communications. However, there is no guarantee that interference will not occur in a particular installation. If this equipment does cause interference to radio or television reception, which can be determined by turning the equipment off and then on, the user is encouraged to try to correct the interference by one or more of the following measures:

- Reorient or relocate the receiving antenna.
- Increase the separation between the equipment and receiver.
- Connect the equipment to a different outlet so that the equipment and receiver are on different branch circuits.
- Consult the dealer or an experienced radio/TV technician for help.
- Any Changes or modifications not expressly approved by the party responsible for compliance could void the user's authority to operate the equipment.
- This equipment complies with FCC radiation exposure limits set forth for an uncontrolled environment. This equipment should be installed and operated with minimum distance 20cm between the radiator & your body.

LEGAL & SAFETY

The Speakers are not intended for use by people (including children) with reduced physical, sensory or mental capacity. People who have not read the manual, unless they have received an explanation by someone responsible for their safety, should not use these. Children should be monitored to ensure that they do not play with the speakers or submerge them in water.

No objects filled with liquids should be placed on the speakers. Always leave a minimum distance of 4" (10 cm) around each speaker to ensure sufficient ventilation. Open flame sources, such as candles, should not be placed on top of the speaker.

Danger of explosion if battery is removed and incorrectly replaced or not replaced by the same type or equivalent by an authorized warranty facility. The battery should not be removed and externally exposed to excessive heat such as sunshine or fire.

The battery should only be replaced by SoundPRO® or its authorized warranty repair centers. Switch the device off where the use of the device is not allowed or where there is a risk of causing interference or danger.

All wireless devices are susceptible to interference which may affect performance. SoundPRO® devices conform to international/national standards. These standards and regulations were adopted after the completion of extensive testing and research. Only SoundPRO® or its authorized warranty repair centers are authorized to install or repair these Speakers. Only use the included accessories to charge the speakers.

WARRANTY

A. SoundPRO® guarantees its products to be free from defects in materials and workmanship for one (1) year from the original purchase date.

B. This limited warranty does not cover damage or failure caused by abuse, misuse, abnormal use, faulty installation, improper maintenance, or any repairs other than those provided by an authorized SoundPRO® Service Center.

C. There are no obligations of liability on the part of SoundPRO® for consequential damages arising out of or in connection with the use or performance of the product or other indirect damages with respect to loss of property, revenues, of profit, or costs of removal, installation, or reinstallation. All implied warranties for Innovative Concepts & Designs, including implied warranties for fitness, are limited in duration to one (1) year from the original date of purchase, unless otherwise mandated by local statutes.

SUPPORT

If you have problems with your device, please consult the instructions in this manual. Please also visit us on the web at www.soundproav.com to get up-to-the-minute news, alerts, and documentation for your device. For additional assistance, please contact SoundPRO Technical Support.

SoundPRO® Technical Support
2320 East 49th St.
Vernon, CA 90058
(866) 411-6292
support@soundproav.com
<http://www.soundproav.com>